


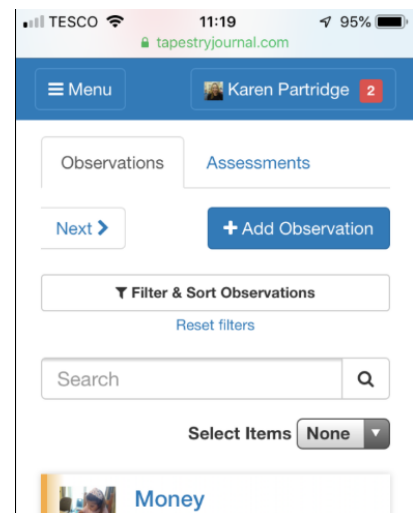
## How to upload a photo from your mobile phone or iPad:

First, log into the tapestryjournal.com website:

Add in your email address and password and click the Log-in tab.



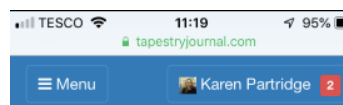
Click +Add observation



Use the keys to select child (if you have more than one child on Tapestry only)

Add a title

Add a note.



## Add Observation

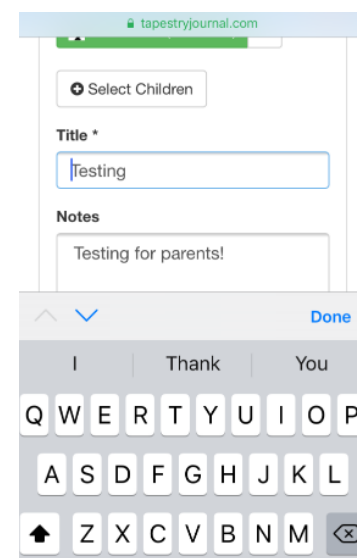
Observation

Children

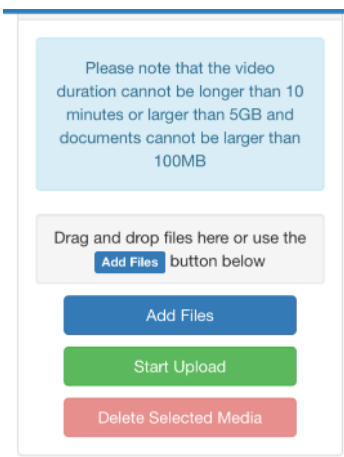
Select Children

Title \*

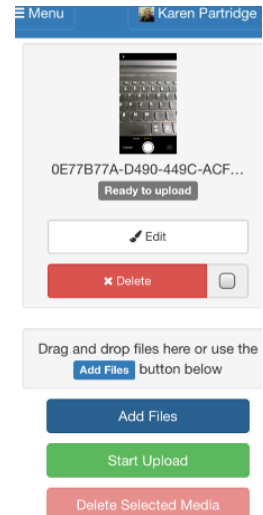
Notes



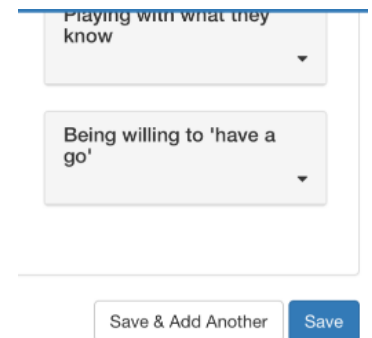
Click on Add file. Choose where you are going to look for the file eg Photo library or simply take a photo



Once it says Ready to Upload. Press Start Upload.



Once uploaded, click Save



All finished-Well done!

Click "Save" to save your observation and view it.  
Click "Save & Add Another" to save this observation and immediately start adding another.